



Belmonte

Double Towel Rail

ABC07
ABB07

BELMONTE ACCESSORIES

FEATURES

- Solid Brass Construction
- Classic Design
- Chrome or Bi-Metal
- Concealed Fixing
- 5 Year Guarantee



FINISHES AVAILABLE

Chrome	ABC07
Bi-Metal	ABB07

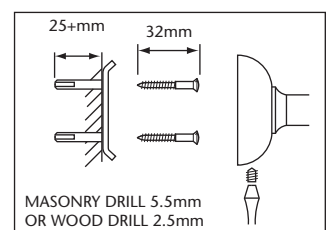
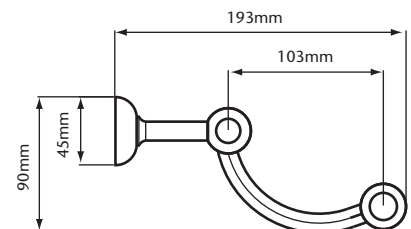
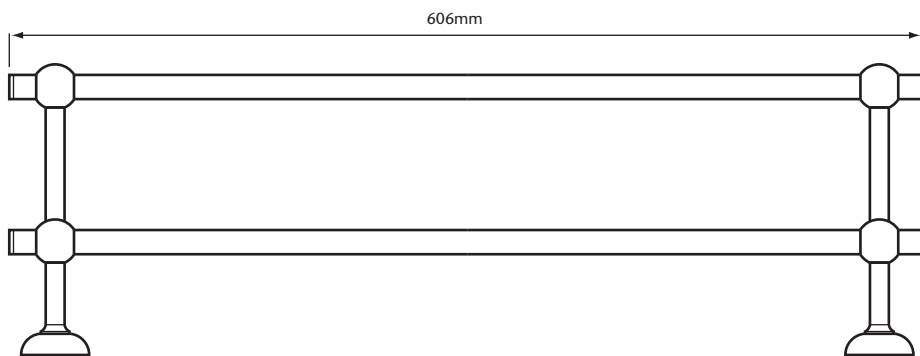
INCLUDED COMPONENTS

Double Towel Rail	
Boxed Weight	1.2 Kgs
Box Size	665 x 65 x 220mm

PRODUCT DETAILS

Includes screws and fixings.

DIMENSIONS



2 PER BOX