



Belmonte

Towel Rail

ABC06
ABB06

BELMONTE ACCESSORIES

FEATURES

- Solid Brass Construction
- Classic Design
- Chrome or Bi-Metal
- Concealed Fixing
- 5 Year Guarantee



FINISHES AVAILABLE

Chrome	ABC06
Bi-Metal	ABB06

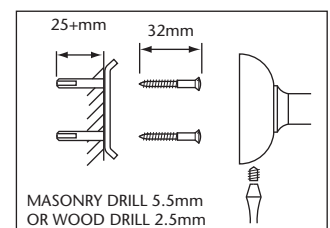
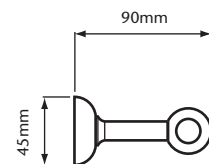
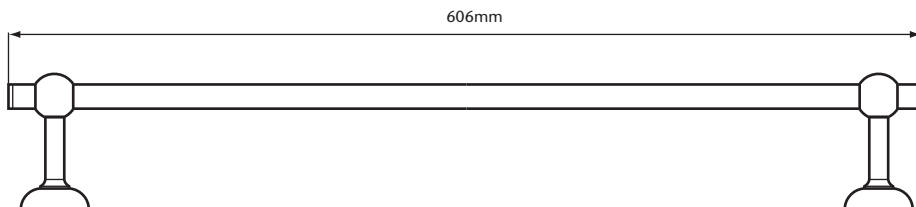
INCLUDED COMPONENTS

Towel Rail	
Boxed Weight	0.6 Kgs
Box Size	665 x 50 x 105mm

PRODUCT DETAILS

Includes screws and fixings.

DIMENSIONS



MASONRY DRILL 5.5mm
OR WOOD DRILL 2.5mm

2 PER BOX